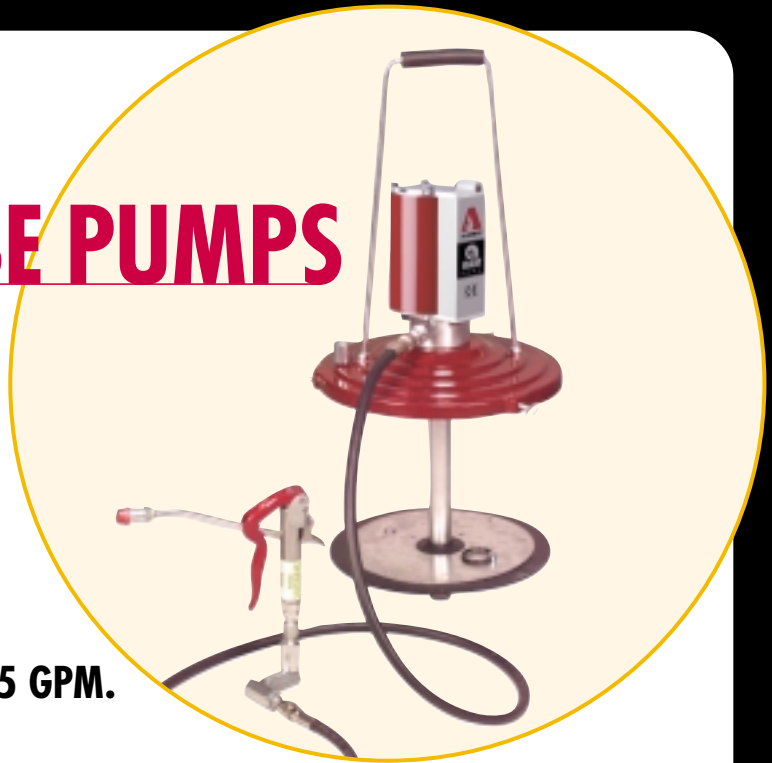


PUMPS FOR 35 LB. & 120 LB. DRUMS

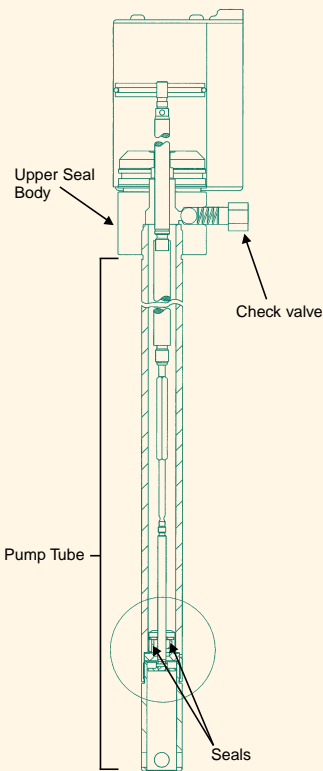
RAM 50:1 GREASE PUMPS

NOW DOUBLE ACTING

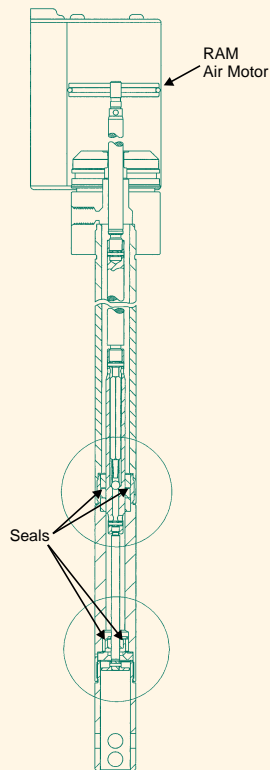


- **CONSTANT PUMP PRESSURE—NO NEED FOR A CHECK VALVE**
- **INCREASED GREASE DELIVERY— 4.5 GPM.**
- **CONSISTENT FLOW OF GREASE**

Single Acting Pump Tube



Double Acting Pump Tube



These high pressure grease pumps are designed to pump light to heavy greases. The new double acting reciprocating pump tube is powered by a RAM air-operated spool valve motor providing a constant delivery of material on both the upstroke and the downstroke—this eliminates the need for a check valve, as well as providing a consistent flow of grease. Grease delivery is increased to 4.5 gpm compared to 3 gpm for a single acting pump tube. The double acting pump tube has seals on both strokes of the piston. These high pressure pumps produce a 50:1 material-to-air pressure ratio. All part numbers have a 3" diameter air motor. Air inlet is 1/4" female, material outlet is 3/8" female.

DETAILS MAKE THE DIFFERENCE



RAM PORTABLE PUMPS — HIGH PRESSURE

Bold indicates that it is included in the Part Number.

PART NUMBER	DRUM SIZE	PUMP RATIO	APPROX. DEL./MIN#	ADAPTER	MAT'L HOSE	FOLLOWER@	Z-SWIVEL	CONTROL HANDLE	COVER	DOLLY	SHIP WT.
9911-1+	35 lbs.	50:1	4.5 lbs.	—	—	—	—	—	—	—	15 LBS.
9911-A1	See Note	50:1	4.5 lbs.	44734	317875-7	▲	B52752	6320-3	323496-A4	393629	68 LBS.
9911-B1	See Note	50:1	4.5 lbs.	44734	317875-7	▲	B52752	6320-3	323496-A4	—	48 LBS.
9911-C1^	35 lbs.	50:1	4.5 lbs.	—	—	337665	—	—	338166	—	22 LBS.
9911-H1**	35 lbs.	50:1	4.5 lbs.	44734	317875-7	337665	B52752	6320-3	338166	—	29 LBS.
9911-HA1**	12.5 kg.	50:1	2.04 kg.	326750-F1	317875-7	338991	B52752	6320-3	338981	338958	31 LBS.
9911-HB1	20 kg.	50:1	2.04 kg.	326750-F1	317875-7	338992	B52752	6320-3	338982	338958	37 LBS.
9911-HC1	50 kg.	50:1	2.04 kg.	326750-F1	317875-7	338993	B52752	6320-3	338983	338958	42 LBS.
9911-R1*	—	50:1	4.5 lbs.	—	—	—	—	—	—	—	17 LBS.
9911-Z1	35 lbs.	50:1	4.5 lbs.	44734	317875-7	337665	B52752	6320-3	338166	338958	50 LBS.
9951-1	120 lbs.	50:1	4.5 lbs.	44734	317875-7	338802	B52752	6320-3	338371	316315-5	50 LBS.
9951-T1	120 lbs.	50:1	4.5 lbs.	44734	317875-7	338802	B52752	6320-3	338371	338958	57 LBS.
9951-S1	120 lbs.	50:1	4.5 lbs.	44734	317875-7	338802	B52752	6320-3	338371	—	37 LBS.

@Follower is flexible — works with straight or tapered drum.

#Double acting delivery. Free delivery NLGI # 2 at 77° F, 150 psi air pressure.

+Complete replacement pump and downtube for model 9911-C1, 9911-H1 & 9911-Z1.

Order for replacement only.

^9911-C1 is part number 9911-H1 with only the pump, cover & follower.

*9911-R1 is the replacement pump for the 9911-A1. It is the pump only.

**Includes a carry handle

▲ 337665 is for use with a 35 lbs. container. 338802 is used with 70 lbs. container.

Note: Model 9911-A1 & 9911-B1 will hold 70 lbs. bulk grease or 35 lbs. original refinery pail.



RAM STATIONARY PUMPS — HIGH PRESSURE

Bold indicates that it is included in the Part Number.

PART NUMBER	DRUM SIZE Lbs. (Kg.)	PUMP RATIO	APPROX. DEL./MIN#	AIR HOSE	MAT'L HOSE	FOLLOWER@	COVER	UNION	SHIP WT.
9950-1	120 (N/A)	50:1	4.5 lbs.	317803-3	317876-5	338802	338371	321155	19 LBS.
9950-A1	120 (N/A)	50:1	4.5 lbs.	317803-3	317876-5	338802	338371	321155	32 LBS.
9950-B1	35 (12.5)	50:1	2.04 kg.	317803-3	317876-5	338991	338981	—	16 LBS.
9950-C1	N/A (20)	50:1	2.04 kg.	317803-3	317876-5	338992	338982	—	18 LBS.
9950-1	N/A (50)	50:1	2.04 kg.	317803-3	317876-5	338993	338983	—	19 LBS.
9950-D1	400 (180)	50:1	2.04 kg.	317803-3	317876-5	338911	338984	—	23 LBS.

@Follower is flexible — works with straight or tapered drum.

#Double acting delivery. Free delivery NLGI # 2 at 77° F, 150 psi air pressure.

DISTRIBUTED BY:

ALEMITE CORPORATION
 7845 Little Avenue
 Charlotte, NC 28226
Phone: 704-542-6900
800-822-4579
Fax: 704-542-4650
www.alemite.com

